



**BPL Limited**

Dynamic House,  
No. 64, Church Street,  
Bangalore - 560 001, India.  
Phone : 91-080-25589109 / 25327985  
Fax : 91-080-25594298

CIN: L28997KL1963PLC002015

CIN: L28997KL1963PLC002015  
e-mail: investor@bpl.in

January 12, 2016

The Manager - Listing,  
Bombay Stock Exchange Limited  
25th Floor, P J Towers, Dalal Street,  
Mumbai - 400 001

The Manager - Listing,  
National Stock Exchange of India Ltd.,  
Exchange Plaza, 5th Floor, Plot No.C/1,  
G Block, Bandra-Kurla Complex,  
Bandra (East),  
Mumbai - 400 051.

Dear Sir,

**Sub: Holding of Specified Securities and Shareholding Pattern of the  
Company for the quarter ended 31<sup>st</sup> December, 2015**

As required under Regulation 31 of the SEBI's (Listing Obligation and Disclosure Requirement) 2015, we furnish herewith the holding of Specified Securities and Shareholding Pattern of the Company for the 3<sup>rd</sup> quarter ended on 31<sup>st</sup> December, 2015, in the prescribed format.

Please take the same on record.

Thanking you,

Very truly yours,  
**BPL LIMITED**


**D Krishnan**  
**Company Secretary**

Encl: a/a

Format of Holding of Specified securities

1. Name of Listed Entity: **BPL LIMITED**
2. Scrip Code/Name of Scrip/Class of Security: **500074**
3. Share Holding Pattern Filed under: Reg.31(1)(b) for quarter ending 31st December, 2015  
Declaration : The Listed entity is required to submit the following declaration to the extent of
4. submission of information:

	Particulars	YES*	NO*
a	Whether the Listed Entity has issued any partly paid up shares	-	NO
b	Whether the Listed Entity has issued any Convertible Securities or Warrants?	-	NO
c	Whether the Listed Entity has any shares against which depository receipts are issued?	-	NO
d	Whethere the Listed Entity has any shares in locked-in?	-	NO
e	Whethere any shares held by promoters are pledge or otherwise encumbered?	YES	-

BPL LIMITED  
  
 Company Secretary




Table I - Summary Statement holding of specified securities

Category	Category of Shareholder	No of Shareholders	No of fully paid up equity shares held	No of Partly paid-up equity shares held	No of Shares Underlying Depository Receipts	Total No of Shares Held	Shareholding as a % of total no of shares	Number of Voting Rights held in each class of securities			No of Shares Underlying Outstanding convertible securities (Including Warrants)	Shareholding as a % assuming full conversion of convertible Securities (as a percentage)	Number of Locked in Shares		Number of Shares pledged or otherwise encumbered		Number of equity shares held in dematerialized form	
								No of Voting Rights		Total as a % of			No.	As a % of total	No.	As a % of total		
								Class X	Class Y	Total								
(I)	(II)	(III)	(IV)	(V)	(VI)	(VII)	(VIII)	(IX)			(X)	(XI)	(XII)		(XIII)	(XIV)		
(A)	Promoter & Promoter Group	11	30916792	0	0	30916792	63.24	30916792	0	30916792	63.24	0	63.24	0	0.00	24900767	80.54	30916792
(B)	Public	24078	17968026	0	0	17968026	36.76	17968026	0	17968026	36.76	0	36.76	0	0.00	NA	NA	17011834
(C)	Non Promoter-Non Public																	
(C1)	Shares underlying DRs	0	0	0	0	0	NA	0	0	0	0.00	0	NA	0	0.00	NA	NA	0
(C2)	Shares held by Employees Trusts	0	0	0	0	0	0.00	0	0	0	0.00	0	0.00	0	0.00	NA	NA	0
	<b>Total:</b>	<b>24089</b>	<b>48884818</b>	<b>0</b>	<b>0</b>	<b>48884818</b>	<b>100.00</b>	<b>48884818</b>	<b>0</b>	<b>48884818</b>	<b>100.00</b>	<b>0</b>	<b>100.00</b>	<b>0</b>	<b>0.00</b>			<b>47928626</b>

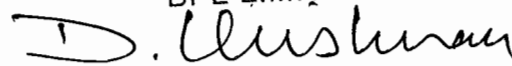
BPL LIMITED  
  
 Company Secretary




Table II - Statement showing shareholding pattern of the Promoter and Promoter Group

Cate gory	Category & Name of the Shareholder	PAN	No of Shareh olders	No of fully paid up equity shares held	No of Partly paid-up equity shares held	No of Shares Underl ying Deposi tory	Total No of Shares Held (IV+V+VI)	Sharehol ding as a % of total no of shares (A+B+C2)	Number of Voting Rights held in each class of securities			No of Shares Underl ying Outstan ding	Shareh olding as a % assumi ng full conver	Number of Locked in Shares	Number of Shares pledged or otherwise encumbered	Number of equity shares held in demateriali zed form					
									No of Voting Rights								Total as a % of	No.	As a % of	No.	As a % of total
									Class X	Class Y	Total										
(1)	(I)	(II)	(III)	(IV)	(V)	(VI)	(VII)	(VIII)	(IX)			(X)	(XI)	(XII)		(XIII)	(XIV)				
(a)	Indian																				
	Individuals/Hindu undivided Family		5	1283350	0	0	1283350	2.63	1283350	0	1283350	2.63	0	2.63	0	0.00	0	0.00	1283350		
	MEENA NAMBIAR	AAHPN2299R	1	3000	0	0	3000	0.01	3000	0	3000	0.01	0	0.01	0	0.00	0	0.00	3000		
	THANKAM NAMBIAR	AATPN4284A	1	20000	0	0	20000	0.04	20000	0	20000	0.04	0	0.04	0	0.00	0	0.00	20000		
	AJIT G NAMBIAR	AAVPN7551J	1	80000	0	0	80000	0.16	80000	0	80000	0.16	0	0.16	0	0.00	0	0.00	80000		
	ANJU CHANDRASEKHAR	AAVPN7552M	1	74600	0	0	74600	0.15	74600	0	74600	0.15	0	0.15	0	0.00	0	0.00	74600		
	T P G NAMBIAR .	ABKPN8018L	1	1105750	0	0	1105750	2.26	1105750	0	1105750	2.26	0	2.26	0	0.00	0	0.00	1105750		
(b)	Central Government/State Government(s)		0	0	0	0	0	0.00	0	0	0	0.00	0	0.00	0	0.00	0	0.00	0		
(c)	Financial Institutions/Banks		0	0	0	0	0	0.00	0	0	0	0.00	0	0.00	0	0.00	0	0.00	0		
(d)	Any Other		6	29633442	0	0	29633442	60.62	29633442	0	29633442	60.62	0	60.62	0	0.00	24900767	84.03	29633442		
	DYNAMIC ELECTRONICS LIMITED	AAACD2340K	1	5900	0	0	5900	0.01	5900	0	5900	0.01	0	0.01	0	0.00	0	0.00	5900		
	ELECTRO INVESTMENT PRIVATE LTD	AAACE1153F	1	23102544	0	0	23102544	47.26	23102544	0	23102544	47.26	0	47.26	0	0.00	23102544	100.00	23102544		
	E R COMPUTERS PRIVATE LIMITED	AAACE4112E	1	1509000	0	0	1509000	3.09	1509000	0	1509000	3.09	0	3.09	0	0.00	0	0.00	1509000		
	NAMBIAR INTERNATIONAL INVESTMENT COMPANY PRIVATE L	AAACN2583J	1	1432248	0	0	1432248	2.93	1432248	0	1432248	2.93	0	2.93	0	0.00	0	0.00	1432248		
	NAMFIL FINANCE COMPANY PRIVATE LTD.	AAACN4992M	1	506250	0	0	506250	1.04	506250	0	506250	1.04	0	1.04	0	0.00	0	0.00	506250		
	MERINO FINANCE PVT. LTD	AABCM2703L	1	3077500	0	0	3077500	6.30	3077500	0	3077500	6.30	0	6.30	0	0.00	1798223	58.43	3077500		
	Sub-Total (A)(1)		11	30916792	0	0	30916792	63.24	30916792	0	30916792	63.24	0	63.24	0	0.00	24900767	84.03	30916792		
(2)	Foreign																				
(a)	Individuals (Non-Resident Individuals/ Foreign Individuals		0	0	0	0	0	0.00	0	0	0	0.00	0	0.00	0	0.00	0	0.00	0		
(b)	Government		0	0	0	0	0	0.00	0	0	0	0.00	0	0.00	0	0.00	0	0.00	0		
(c)	Institutions		0	0	0	0	0	0.00	0	0	0	0.00	0	0.00	0	0.00	0	0.00	0		
(d)	Foreign Portfolio Investor		0	0	0	0	0	0.00	0	0	0	0.00	0	0.00	0	0.00	0	0.00	0		
(e)	Any Other		0	0	0	0	0	0.00	0	0	0	0.00	0	0.00	0	0.00	0	0.00	0		

BPL LIMITED

*D. Krishnan*

Company Secretary



Sub-Total (A)(2)		0	0	0	0	0	0.00	0	0	0	0.00	0	0.00	0	0.00	0	0.00	
Total Shareholding of Promoter and Promoter Group (A)=(A)(1)+(A)(2)		11	30916792	0	0	30916792	63.24	30916792	0	30916792	63.24	0	63.24	0	0.00	24900767	84.03	30916792


  
 BPL LIMITED  
 Company Secretary



Table III - Statement showing shareholding pattern of the Public shareholder

Category	Category & Name of the Shareholder	PAN	No of Shareholders	No of fully paid up equity shares held	No of Partly paid-up equity shares held	No of Shares Underlying Depository Receipts	Total No of Shares Held (IV+V+VI)	Shareholding as a % of total no of shares (A+B+C2)	Number of Voting Rights held in each class of securities			No of Shares Underlying Outstanding convertible securities (including Warrants)	Shareholding as a % assuming full conversion of convertible Securities (as a percentage of diluted)	Number of Locked in Shares		Number of Shares pledged or otherwise encumbered		Number of equity shares held in dematerialized form	
									No of Voting Rights					Total as a % of (A+B+C)	No.	As a % of total Shares held	No.		As a % of total Shares held
									Class X	Class Y	Total								
	(I)	(II)	(III)	(IV)	(V)	(VI)	(VII)	(VIII)	(IX)			(X)	(XI)	(XII)		(XIII)	(XIV)		
(1)	Institutions																		
(a)	Mutual Funds		6	900	0	0	900	0.00	900	0	900	0.00	0	0.00	0	0.00	NA	NA	0
(b)	Venture Capital Funds		0	0	0	0	0	0.00	0	0	0	0.00	0	0.00	0	0.00	NA	NA	0
(c)	Alternate Investment Funds		0	0	0	0	0	0.00	0	0	0	0.00	0	0.00	0	0.00	NA	NA	0
(d)	Foreign Venture Capital Investors		0	0	0	0	0	0.00	0	0	0	0.00	0	0.00	0	0.00	NA	NA	0
(e)	Foreign Portfolio Investors		4	1300	0	0	1300	0.00	1300	0	1300	0.00	0	0.00	0	0.00	NA	NA	0
(f)	Financial Institutions/Banks		8	85901	0	0	85901	0.18	85901	0	85901	0.18	0	0.18	0	0.00	NA	NA	85601
(g)	Insurance Companies		2	443010	0	0	443010	0.91	443010	0	443010	0.91	0	0.91	0	0.00	NA	NA	443010
(h)	Provident Funds/Pension Funds		0	0	0	0	0	0.00	0	0	0	0.00	0	0.00	0	0.00	NA	NA	0
(i)	Any Other																		
	OVERSEAS CORPORATE BODIES		1	99000	0	0	99000	0.20	99000	0	99000	0.20	0	0.20	0	0.00	NA	NA	99000
	Sub Total (B)(1)		21	630111	0	0	630111	1.29	630111	0	630111	1.29	0	1.29	0	0.00	NA	NA	627611
(2)	Central Government/State Government(s)		0	0	0	0	0	0.00	0	0	0	0.00	0	0.00	0	0.00	NA	NA	0
	Sub Total (B)(2)		0	0	0	0	0	0.00	0	0	0	0.00	0	0.00	0	0.00	NA	NA	0
(3)	Non-Institutions																		
(a)	i. Individual shareholders holding nominal share capital up to Rs.2 lakhs		23178	9321397	0	0	9321397	19.07	9321397	0	9321397	19.07	0	19.07	0	0.00	NA	NA	9051455
	ii. Individual shareholders holding nominal share capital in excess of Rs. 2 Lakhs		50	2791228	0	0	2791228	5.71	2791228	0	2791228	5.71	0	5.71	0	0.00	NA	NA	2115178
(b)	NBFCs Registered with RBI		3	30644	0	0	30644	0.06	30644	0	30644	0.06	0	0.06	0	0.00	NA	NA	30644
(c)	Employee Trusts		0	0	0	0	0	0.00	0	0	0	0.00	0	0.00	0	0.00	NA	NA	0
(d)	Overseas Depositories (Holding DRs) (Balancing figure)		0	0	0	0	0	0.00	0	0	0	0.00	0	0.00	0	0.00	NA	NA	0
(e)	Any Other																		
	TRUSTS		4	2750	0	0	2750	0.01	2750	0	2750	0.01	0	0.01	0	0.00	NA	NA	2750
	NON RESIDENT INDIANS		114	99135	0	0	99135	0.20	99135	0	99135	0.20	0	0.20	0	0.00	NA	NA	98335



BPL LIMITED  
*P. Krishnan*  
 Company Secretary

CLEARING MEMBERS		141	278684	0	0	278684	0.57	278684	0	278684	0.57	0	0.57	0	0.00	NA	NA	278684
BODIES CORPORATES		567	4814077	0	0	4814077	9.85	4814077	0	4814077	9.85	0	9.85	0	0.00	NA	NA	4807177
ASSET RECONSTRUCTION COMPANY (INDIA) LTD.	AAECA3878M	2	2376000	0	0	2376000	4.86	2376000	0	2376000	4.86	0	4.86	0	0.00	NA	NA	2376000
Sub Total (B)(3)		24057	17337915	0	0	17337915	35.47	17337915	0	17337915	35.47	0	35.47	0	0.00			16384223
Total Public Shareholding (B) = (B)(1)+(B)(2)+(B)(3)		24078	17968026	0	0	17968026	36.76	17968026	0	17968026	36.76	0	36.76	0	0.00			17011834



  
**BPL LIMITED**  
 Company Secretary



Table IV - Statement showing shareholding pattern of the Non Promoter - Non Public Shareholder

Category	Category & Name of the Shareholder	PAN	No of Shareholders	No of fully paid up equity shares held	No of Partly paid-up equity shares held	No of Shares Underlying Depository Receipts	Total No of Shares Held (IV+V+VI)	Shareholding as a % of total no of shares (A+B+C2)	Number of Voting Rights held in each class of securities			No of Shares Underlying Outstanding convertible securities (Including Warrants)	Shareholding as a % assuming full conversion of convertible Securities (as a percentage of diluted share capital)	Number of Locked in Shares		Number of Shares pledged or otherwise encumbered		Number of equity shares held in dematerialized form	
									No of Voting Rights		Total as a % of (A+B+C)			No.	As a % of total Shares held	No.	As a % of total Shares held		
									Class X	Class Y									Total
	(I)	(II)	(III)	(IV)	(V)	(VI)	(VII)	(VIII)	(IX)			(X)	(XI)	(XII)		(XIII)		(XIV)	
(1)	Custodian/DR Holder		0	0	0	0	0	0.00	0	0	0	0.00	0	0.00	0	0.00	NA	NA	0
(2)	Employee Benefit Trust (under SEBI (Share based Employee Benefit) Regulations 2014)		0	0	0	0	0	0.00	0	0	0	0.00	0	0.00	0	0.00	NA	NA	0
	<b>Total Non-Promoter-Non Public Shareholding</b>		<b>0</b>	<b>0</b>	<b>0</b>	<b>0</b>	<b>0</b>	<b>0.00</b>	<b>0</b>	<b>0</b>	<b>0</b>	<b>0.00</b>	<b>0</b>	<b>0.00</b>	<b>0</b>	<b>0.00</b>			<b>0</b>

BPL LIMITED  
  
 Company Secretary

